A close-up, front-quarter view of a SsangYong Musso 4WD. The car is a metallic copper or bronze color. The image shows the hood, the front grille with the SsangYong logo, the right headlight, and the front bumper. The car is parked on a dark, marbled floor. The text 'SsangYong MUSSO 4WD' is overlaid in the upper right corner. A license plate is visible at the bottom left.

SsangYong
MUSSO
4WD

SSANGYONG
MUSSO





MUSO **By Ssangyong**

The embodiment of untrammelled design,
legendary power and inspired elegance.

Without a doubt, Musso is one of the most striking
and versatile 4WD vehicles in the world.

Designed for today with the future in mind.
Engineered to meet the most stringent standards.
With power and traction to overcome the most
demanding conditions.

Equipment and creature comforts that pander to the
most discerning. As reassuring to drive in the city
as on the highway or even in off-road conditions.

The all new Musso: The total package in good
motoring.





Stunning good looks, combining form and function with exceptional performance.

EXCEPTIONAL STYLE



AERODYNAMIC STYLING

Musso embodies major engineering advances in its performance and specifications in a smooth and sleek design that boasts a drag co-efficient of only 0.424.



XENOY BUMPER



If you should run into a little trouble (or if a little trouble should run into you) Musso's Xenoy bumper will not only absorb the impact but can also be easily restored to its original shape.



SEMI-CONCEALED WIPERS

The windshield wipers are neatly positioned for maximum visibility and minimum wind resistance.

OUTSTANDING PERFORMANCE



QUIET, SMOOTH TRANSMISSION

The Musso is equipped with a Borg-Warner 5-speed manual gearbox. Alternatively, you can order a Mercedes-Benz 4-speed automatic transmission. But whichever you choose, you can be confident in knowing that both deliver dual-range capabilities.

POWER SOURCE

The engine is by Mercedes-Benz, endowed with all the power and reliability you have come to expect from this legendary marque.



MAXIMUM OPERATING ANGLES

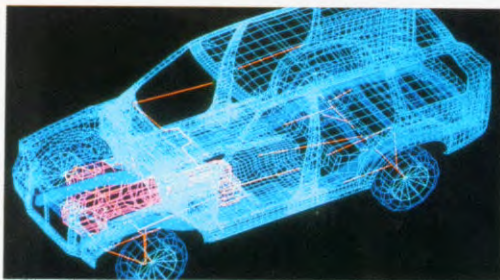
Incline. Slide slope. Approach and departure.



4WD-AT THE TURN OF A KNOB

Changing between 4WD and 2WD while driving at speeds up to 70KM/H is as simple and straightforward as turning a knob.

SAFETY FEATURES




BUILT FOR SAFETY

The engineers at Ssangyong designed the Musso as if their lives depended on it. They employed state-of-the-art computer structural analysis to produce an impact-absorbing body reinforced to prevent rollovers. They located the fuel tank in the center of the chassis instead of the rear. And they also fitted side impact bars and a high tensile steel plate on all side doors.



ELECTRONIC ANTI-LOCK BRAKING

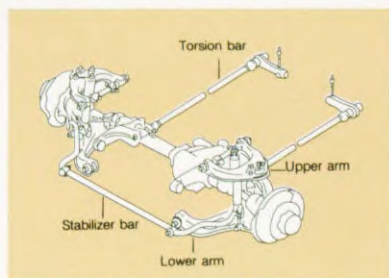
With optional ABS, Musso's four-wheel disc brakes ensure responsive and lock-free braking. (Optional)



SIDE DOOR IMPACT BAR


Designed with passenger safety in mind.

4WD AGILITY




FRONT SUSPENSION

Independent, dual wishbones with torsion bar system provide outstanding all-around performance.



GAS SHOCK ABSORBERS

Contributing greatly to Musso's excellent ride and handling qualities are its double-action gas-filled shock absorbers. (Optional)



REAR SUSPENSION

The rear suspension is an adaptive system using 5-link coil springs and an anti-roll bar in conjunction with a live axle to give the Musso superb agility off-road as well as supreme comfort on.

ADDED COMFORT



MUSO

Its design makes the Musso distinctive. Its performance makes the Musso exciting. Its structural strength makes the Musso exceptionally tough. But the unique combination of all these virtues is what really sets the Musso apart.



INSTRUMENT PANEL

The arched dashboard provides an elegant yet practical setting for the easy-to-read instrument panel with all controls close at hand.



INTERIOR

The spacious, beautifully appointed interior is ergonomically designed to provide optimum comfort for driver and passengers alike.

TOTAL ENJOYMENT



FLOW-THRU AIR CONDITIONING

To make driving a Musso an even more comfortable experience there is an optional 4500K, Cal/H CFC-free flow-thru air conditioning system, providing complete interior climatic control. (Optional)



REMOTE KEYLESS ENTRY SYSTEM

The remote keyless entry system (or REKES) allows you to lock/unlock the Musso's doors at the touch of a button from a distance of up to 10 meters. Ideal for rainy days and nights. (Optional)



SUNROOF

Naturally, features such as this optional tilt/slide sunroof are also available so you can enjoy the sun on your face without the wind in your hair. (Optional)



OUTSIDE MIRRORS

Electronically controlled outside mirrors provide an excellent field of vision.

AND CONVENIENCE



- Power steering

STEERING

The tilt adjustable, power assisted, rack and pinion system delivers excellent handling performance and makes parking easy.



- Tilt adjustable



REAR ADDITIONAL SEATS

Musso can carry up to seven passengers comfortably. (Optional)



STICS - Super Time (& Alarm) Integrated Control System

Central microcomputer automatically controls the various kinds of time & alarm control devices.

- Intermittent wiper
- Washer coupled wiper
- Seat belt warning
- Delayed room lamp
- Ign. key reminder
- Ign. key hole illumination
- Central door lock
- Time lag power window control
- Auto door lock
- Rear defogger timer
- Pad wear warning
- Parking brake warning
- Input check
- Mark lamp left on warning
- Door ajar warning
- REKES (Remote keyless entry system) control mode



• Low-beam



• High-beam



HYDRAULIC CLUTCH

Smooth and light to the touch, powerful and reassuring in operation.



ADJUSTABLE HEADLIGHTS

Adjustable headlight beams ensure perfectly aimed lighting whatever the load.

4WD MUSSO

601



602



602EL



COLOR CHART



WE Grand White (S)



SE Solarized Silver (M)



RE Garnet Red (MC)



GC Jasper Green (MC)



BE Navy Blue (MC)



LM Brilliant Black (M)

- S – Solid
- M – Metallic
- MC – Mica

* Actual exterior color may vary slightly from the color printed in this chart.

VEHICLE SPECIFICATION

	MUSSO			
	601	601EL	602	602EL (AUTO)

DIMENSIONS & WEIGHT

Overall length	(mm)	4640			
Overall width	(mm)	1850	1905	1850	1905
Overall height	(mm)	1720	1735	1720	1735
Wheelbase	(mm)	2630			
Tread	front	(mm)	1490	1510	1490
	rear	(mm)	1500	1520	1500
Min. ground clearance	(mm)	205			
Curb weight	(kg)	1740	1841	1796	1876(1906)
Gross vehicle weight	(kg)	2520			
Seating capacity	(persons)	5/7			

ENGINE

Type		SOHC I-4	SOHC I-5
Displacement	(cc)	2299	2874
Max. horsepower	(hp)	78	95
Max. torque	(kgm < Nm > /rpm)	14.7 < 144 > /2300 ~ 2800	18.5 < 181 > /2500 ~ 2800
Compression ratio		22:1	

TRANSMISSION & TRANSFER CASE

Transmission	Borg-Warner, T-5	Borg-Warner, T-5 (Mercedes-Benz, W4A040)
Transfer case	Borg-Warner, 4408E	

CHASSIS & BODY

Suspension	front	Independent double wishbone, torsion bar spring			
	rear	5-link, coil spring			
Brakes	front	Ventilated disc			
	rear	Solid disc			
Steering		Rack & pinion			
Tyres		P215/75R15	P235/75R15	P215/75R15	P235/75R15
Min. turning radius	(m)	5.6			
Fuel tank capacity	(l)	70			

PERFORMANCE

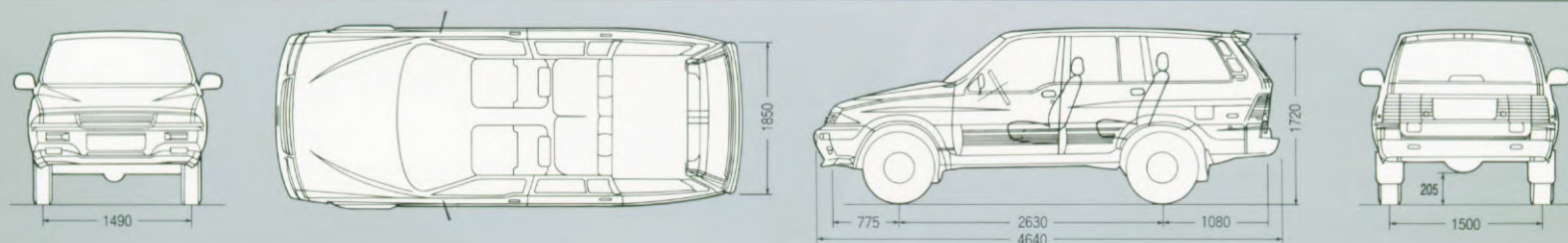
0 ~ 100 kph acceleration	(sec.)	27.1	29	20.2	22 (25.8)
Max. speed	(km/h)	135		145 (138)	

FUEL CONSUMPTION

Urban	(l/100km)	9.8	11.6 (11.0)
90 km/h	(l/100km)	7.2	8.0 (8.7)
120 km/h	(l/100 km)	12.1	12.3 (13.2)

* These specifications are subject to change without notice. Please consult your local dealer for the latest information.

* Standard and optional equipment available may vary for individual markets.
Specifications and illustrations may refer to models not available in your region.





SsangYong Motor Company

150-3, Chilkei-dong, Songtan-si, Kyunggi-do, Korea 459-050
Phone: (0333) 610-1114 Fax: (0333) 63-8626/668-1416