

BMW M3 Coupé  
BMW M3 Saloon  
BMW M3 Convertible



Sheer  
Driving Pleasure





Ranked number one by drivers:  
The BMW M3 Coupé.





Music to your ears at  
8,400 beats per minute.





How do you get fast lap times?  
With ease.





Your BMW M3 is easily restrained.  
Unlike your enthusiasm.

From standstill  
to pole position.







Even on the road  
you're on the fast track  
to driving pleasure.



When you count  
every millisecond,  
every detail matters.



When two extremes meet,  
a powerful force is called into  
being: the BMW M3 Saloon.







*Amadeus ex machina.*





Steers clear of  
compromise.



Smouldering brake  
discs are only  
the warm-up act.





Formed in the fast lane.



Records can't always  
be broken. But you  
can never stop trying.





Who says  
there's no room  
at the top?



Don't soak up the sun.  
Hunt it down.  
The BMW M3 Convertible.







Shame we can't picture the sound.



Steering wheel of fortune.





Sit back and enjoy the ride –  
but there's no respite for the road.

Ready. Set. Go.





Its performance: outstanding.  
Its elegance: inviting.







Close to the sun. Even closer to the road.





1 BMW M3 Coupé carbon roof (carbon-fibre reinforced material).

2 Side indicators with integrated BMW M3 lettering.

3 Aerodynamically-optimised M exterior mirrors.

4 Illuminated circular instruments in a characteristic M design; shown here with the activated Launch Control Display for the M Double Clutch Transmission with Drivelogic (optional).

5 Illuminated circular instruments in a characteristic M design; shown here with the optional M Double Clutch Transmission with Drivelogic incl. eight LEDs as shift lights.



■ Standard equipment    □ Optional equipment    — Not available

| Safety   | M3 Coupé | M3 Saloon | M3 Convertible |
|--|----------|-----------|----------------|
| <b>Airbags:</b>  |          |           |                |
| – Driver and front passenger airbags, seat occupancy detector for front passenger airbag   | ■        | ■         | ■              |
| – Front-to-rear head airbags   | ■        | ■         | —              |
| – Side airbags for driver and front passenger, integrated in seat (with head airbag function for BMW M3 Convertible)   | ■        | ■         | ■              |
| <b>Alarm system with remote control</b>  | □        | □         | □              |
| <b>Brakes:</b>   |          |           |                |
| – Compound disc brakes front and rear, inner-vented, perforated  | ■        | ■         | ■              |
| <b>Central locking with electronic immobiliser</b> , crash sensor, fuel tank filler  | ■        | ■         | ■              |
| <b>Child seat fastening ISOFIX</b> , rear  | ■        | ■         | ■              |
| <b>Dynamic Brake Lights</b>  | ■        | ■         | ■              |
| <b>Dynamic Stability Control</b> (DSC, incl. ABS and CBC) with additional functions  | ■        | ■         | ■              |
| <b>Safety bodyshell:</b>   |          |           |                |
| – Bumper system with aluminium impact absorbers at the front, steel impact absorbers at the rear, reversible up to 4 km/h, deformation elements at the front and rear designed for impacts up to 15 km/h | ■        | ■         | ■              |
| – Rollover safety system (A-columns and upper windscreen cowl, roll bars integrated into rear headrests)   | —        | —         | ■              |
| – Side impact protection, integrated in doors  | ■        | ■         | ■              |
| <b>Seat belts:</b>   |          |           |                |
| – Ergonomic belt system at the rear with inertia-reel belts  | ■        | ■         | ■              |
| – Inertia-reel seat belts at the front with pyrotechnical belt latch tensioner, belt force limiter   | ■        | ■         | ■              |
| – Seat integrated belt system (SBS), automatic safety belts at the front with pyrotechnical belt force limiter   | —        | —         | ■              |

| Exterior design   | M3 Coupé | M3 Saloon | M3 Convertible |
|---|----------|-----------|----------------|
| <b>CRP roof (visible)</b>   | ■        | —         | —              |
| <b>Direction indicator lights</b> , white                         | ■        | ■         | ■              |
| <b>High-gloss Shadow Line</b>                                     | □        | □         | □              |
| <b>M exterior mirror in body colour</b> , double bridge in black  | ■        | ■         | ■              |
| <b>Metallic paintwork</b>   | □        | □         | □              |
| <b>Retractable hardtop</b> , three part                           | —        | —         | ■              |
| <b>Side indicators in side panel with integrated M3 lettering</b> | ■        | ■         | ■              |

| Equipment package  | M3 Coupé | M3 Saloon | M3 Convertible |
|--|----------|-----------|----------------|
| <b>Exterior mirror package</b> including fold-in function, automatic anti-glare function | □        | □         | □              |

| Wheels  | M3 Coupé | M3 Saloon | M3 Convertible |
|---|----------|-----------|----------------|
| – M light-alloy wheels double-spoke 260 M, with mixed tyres, 18-inch                      | ■        | ■         | ■              |
| – M light-alloy wheels double-spoke 220 M, with mixed tyres, forged and polished, 19-inch | □        | □         | □              |

| Interior design  | M3 Coupé | M3 Saloon | M3 Convertible |
|--|----------|-----------|----------------|
| <b>BMW Individual roofliner in Anthracite</b>  | ■        | ■         | ■              |
| <b>Instrument panel</b> with round speedometer and rev counter displays, gauges for fuel consumption and oil temperature | ■        | ■         | ■              |
| <b>Interior trims:</b>   |          |           |                |
| – Titanium Shadow  | ■        | ■         | ■              |
| – Brushed Aluminium, Shadow, fine-grain  | □        | □         | □              |
| – Carbon-look leather, Black   | □        | □         | □              |
| – Fine-wood trim high-gloss Sycamore Grain, Anthracite   | □        | □         | □              |
| <b>M doorsills</b>   | ■        | ■         | ■              |



■ Standard equipment    □ Optional equipment    — Not available

| Interior design  | M3 Coupé | M3 Saloon | M3 Convertible |
|--|----------|-----------|----------------|
| <b>Upholstery:</b>   |          |           |                |
| – Cloth/leather combination Speed  | ■        | ■         | –              |
| – Novillo leather (with SunReflective Technology for the M3 Convertible)           | □        | □         | ■              |
| – Novillo leather, extended (with SunReflective Technology for the M3 Convertible) | □        | □         | □              |

| Transmission and technology  | M3 Coupé | M3 Saloon | M3 Convertible |
|--|----------|-----------|----------------|
| <b>6-speed manual transmission</b> with electrically controlled oil cooling  | ■        | ■         | ■              |
| <b>8-cylinder V engine</b> with four-valve technology, individual throttle butterflies with electronic throttle butterfly control  | ■        | ■         | ■              |
| <b>Brake Energy Regeneration</b>   | ■        | ■         | ■              |
| <b>Double-VANOS</b>  | ■        | ■         | ■              |
| <b>Electronic Damper Control (EDC)</b>   | □        | □         | □              |
| <b>Emissions standard EU4</b>  | ■        | ■         | ■              |
| <b>Exhaust system</b> , twin-chamber with twin dual tailpipes, chrome-plated   | ■        | ■         | ■              |
| <b>M Double Clutch Transmission with Drivelogic</b>  | □        | □         | □              |
| <b>M Drive</b>   | □        | □         | □              |
| <b>M suspension</b> with twin-joint spring strut front axle, sub-frame, front axle tie-rod and stiffening plate in aluminium, rear axle sub-frame in steel, track control arm and spring strut in aluminium and lightweight steel construction | ■        | ■         | ■              |
| <b>Servotronic</b>   | ■        | ■         | ■              |
| <b>Variable M differential lock</b>  | ■        | ■         | ■              |

| Driver assistance                                   | M3 Coupé | M3 Saloon | M3 Convertible |
|---|----------|-----------|----------------|
| <b>Cruise Control</b>                               | ■        | ■         | ■              |
| <b>High-beam assistant</b>                          | □        | □         | □              |
| <b>Park Distance Control (PDC)</b> , front and rear | □        | □         | □              |

| Light and sight   | M3 Coupé | M3 Saloon | M3 Convertible |
|---|----------|-----------|----------------|
| <b>Adaptive Headlights with variable light distribution incl. turning lights</b>  | □        | □         | □              |
| <b>Headlight washing system</b>   | ■        | ■         | ■              |
| <b>Lights package</b> (incl. vicinity lighting in door handles, for BMW M3 Coupé footwell illumination in the rear, ambient lighting via light strip in door and side panels) | □        | □         | □              |
| <b>Rain sensor</b> , incl. automatic headlight activation   | ■        | ■         | ■              |
| <b>Xenon Headlights for high and low beam</b> , incl. automatic headlight range control and four light rings (daytime running and parking light)                              | ■        | ■         | ■              |

| Interior  | M3 Coupé | M3 Saloon | M3 Convertible |
|---|----------|-----------|----------------|
| <b>Automatic air conditioning</b> with air outlets in the rear (incl. AAR, condensation and solar sensors and residual heat button) | ■        | ■         | ■              |
| <b>Car mats in velours</b>  | ■        | ■         | ■              |
| <b>Headrests in the rear</b>  | ■        | ■         | ■              |
| <b>M leather steering wheel with multifunction buttons</b>  | ■        | ■         | ■              |
| <b>Seats/seat comfort:</b>  |          |           |                |
| – Backrest width adjustment incl. lumbar support for driver and front passenger, electric   | □        | □         | □              |
| – Comfort entry with Easy Entry function for driver and passenger   | ■        | –         | ■              |
| – M seats for driver and front passenger  | ■        | ■         | ■              |
| – Seat adjustment, electric, with memory function for driver's seat   | ■        | ■         | ■              |
| – Seat heating for driver and front passenger   | □        | □         | ■              |
| – Through-loading system, 2 : 1 foldable, incl. ski bag   | –        | □         | –              |
| – Through-loading system, 2 : 1 foldable, lightweight design  | ■        | –         | –              |

■ Standard equipment    □ Optional equipment    — Not available

| Comfort and interior equipment  | M3 Coupé | M3 Saloon | M3 Convertible |
|---|----------|-----------|----------------|
| <b>Climate comfort windscreen</b>   | □        | □         | □              |
| <b>Comfort access system</b> , for keyless entry and engine start-up  | □        | □         | □              |
| <b>Interior mirror</b> with automatic anti-glare function   | ■        | ■         | ■              |
| <b>Personal Profile, personalising important user functions</b>   | ■        | ■         | ■              |
| <b>Seatbelt hand-over, electric</b> , for driver and front passenger  | ■        | —         | —              |
| <b>Start/Stop button</b>  | ■        | ■         | ■              |
| <b>Storage compartments in door trim panels</b> and rear centre console, folding compartment <sup>1</sup> with integrated section for glasses and coins   | ■        | ■         | ■              |
| <b>Storage package</b> (incl. storage compartment with fold-away lid on driver's side, two cup holders in the instrument panel, 12-V socket in the rear for the BMW M3 Saloon, 12-V socket in the luggage compartment for the BMW M3 Coupé) | □        | □         | □              |
| <b>Through-loading feature</b> with integrated storage compartment  | —        | —         | □              |
| <b>Window lifts</b> , electric, pull-press switch   | ■        | ■         | ■              |
| <b>Wind deflector</b>   | —        | —         | □              |

| Entertainment, communication and information   | M3 Coupé | M3 Saloon | M3 Convertible |
|--|----------|-----------|----------------|
| <b>BMW ConnectedDrive – Telematics Services*:</b>  |          |           |                |
| – BMW Assist   | □        | □         | □              |
| – BMW Online   | □        | □         | □              |
| – BMW TeleServices   | □        | □         | □              |
| <b>Navigation system Business*</b> with 6.5" colour monitor, arrow and 2-D-map display, combined CD/DVD drive, incl. iDrive Controller with direct menu control buttons, functional bookmarks, 2-tuner reception, DAB compatible and MP3 decoder   | □        | □         | □              |
| <b>Navigation system Business*</b> with preparation for mobile phone with Bluetooth interface, incl. BMW Assist* and BMW Online*   | □        | □         | □              |
| <b>Navigation system Professional*</b> with 8.8" colour monitor, arrow and 3-D-map display, DVD drive, incl. iDrive Controller with direct menu control buttons, hard disk storage unit for maps and audio data, functional bookmarks, 2-tuner reception, DAB compatible and MP3 decoder | □        | □         | □              |
| <b>Navigation system Professional*</b> with integrated preparation for Bluetooth mobile phone, telematics compatible, incl. BMW Assist* and BMW Online*  | □        | □         | □              |
| <b>Radio/audio:</b>  |          |           |                |
| – AUX-IN connection  | ■        | ■         | ■              |
| – BMW Individual High-End Audio System   | □        | □         | □              |
| – CD changer for six CDs   | □        | □         | □              |
| – DAB tuner  | □        | □         | □              |
| – HiFi System Professional Logic7  | □        | □         | □              |
| – Radio BMW Professional, incl. MP3 decoder  | □        | □         | □              |
| – Radio BMW Business CD  | ■        | ■         | ■              |
| – USB/audio interface  | □        | □         | □              |
| <b>Rear window aerial</b>  | —        | —         | ■              |
| <b>Roof antenna</b>  | ■        | ■         | —              |
| <b>Telephone</b> , preparation for mobile phone with Bluetooth interface, incl. BMW Assist*  | □        | □         | □              |
| <b>Voice control system</b>  | □        | □         | □              |

\* Not available in all countries. Please consult your BMW partner.

<sup>1</sup> Storage compartments not foldable in the BMW M3 Saloon.



| Weight                         |    | M3 Coupé    | M3 Saloon   | M3 Convertible |
|--------------------------------|----|-------------|-------------|----------------|
| Unladen weight EU <sup>2</sup> | kg | 1655 [1675] | 1680 [1700] | 1885 [1905]    |
| Max. permissible               | kg | 2080        | 2150        | 2280           |
| Max. load                      | kg | 500 [480]   | 545 [525]   | 470 [450]      |
| Max. axle load, front/rear     | kg | 1020/1120   | 1020/1190   | 1060/1270      |
| Max. roof load                 | kg | 75          | 75          | –              |

| Engine <sup>3</sup> |             | M3 Coupé       | M3 Saloon      | M3 Convertible |
|---------------------|-------------|----------------|----------------|----------------|
| Cylinder/valves     |             | 8/4            | 8/4            | 8/4            |
| Capacity            | cc          | 3999           | 3999           | 3999           |
| Stroke/bore         | mm          | 75.2/92.0      | 75.2/92.0      | 75.2/92.0      |
| Max. output/speed   | kW (hp)/rpm | 309 (420)/8300 | 309 (420)/8300 | 309 (420)/8300 |
| Max. torque/speed   | Nm/rpm      | 400/3900       | 400/3900       | 400/3900       |
| Compression ratio   | :1          | 12.0           | 12.0           | 12.0           |

| Performance                        |      | M3 Coupé         | M3 Saloon        | M3 Convertible   |
|------------------------------------|------|------------------|------------------|------------------|
| Top speed                          | km/h | 250 <sup>5</sup> | 250 <sup>5</sup> | 250 <sup>5</sup> |
| Acceleration 0–100 km/h            | s    | 4.8 [4.6]        | 4.9 [4.7]        | 5.3 [5.1]        |
| Acceleration 0–200 km/h            | s    | 15.8 [14.9]      | 16.2 [15.3]      | 18.2 [17.3]      |
| Elasticity 80–120 km/h in 4th gear | s    | 4.9 [4.2]        | 5.1 [4.4]        | 5.7 [5.0]        |

| Wheels                      |  | M3 Coupé                  | M3 Saloon                 | M3 Convertible            |
|-----------------------------|--|---------------------------|---------------------------|---------------------------|
| Tyre dimensions, front/rear |  | 245/40 ZR 18/265/40 ZR 18 | 245/40 ZR 18/265/40 ZR 18 | 245/40 ZR 18/265/40 ZR 18 |
| Rim dimensions, front/rear  |  | 8.5 J x 18/9.5 J x 18     | 8.5 J x 18/9.5 J x 18     | 8.5 J x 18/9.5 J x 18     |
| Material                    |  | Light-alloy               | Light-alloy               | Light-alloy               |

| Fuel consumption <sup>3,4</sup> |          | M3 Coupé    | M3 Saloon   | M3 Convertible |
|---------------------------------|----------|-------------|-------------|----------------|
| Urban                           | l/100 km | 17.9 [17.0] | 17.9 [17.0] | 18.7 [17.3]    |
| Extra-urban                     | l/100 km | 9.2 [9.0]   | 9.2 [9.0]   | 9.6 [9.4]      |
| Combined                        | l/100 km | 12.4 [11.9] | 12.4 [11.9] | 12.9 [12.3]    |
| CO <sub>2</sub> emissions       | g/km     | 295 [285]   | 295 [285]   | 309 [293]      |
| Tank capacity, approx.          | l        | 63          | 63          | 63             |

| Electrical system |     | M3 Coupé | M3 Saloon | M3 Convertible |
|-------------------|-----|----------|-----------|----------------|
| Battery capacity  | Ah  | 70       | 70        | 90             |
| Alternator output | A/W | 180/2520 | 180/2520  | 180/2520       |

Figures in [ ] apply to vehicles with M Double Clutch Transmission with Drivelogic.

<sup>2</sup> The figure quoted includes a 90 per cent tank filling, 68 kg for the driver and 7 kg for luggage.

Unladen weight applies to vehicles with standard specification. Optional equipment may increase this figure.

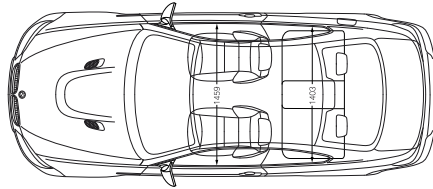
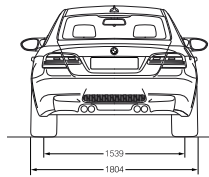
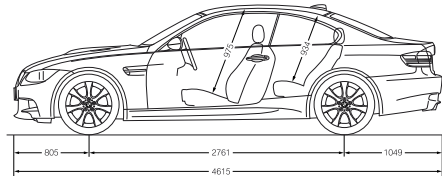
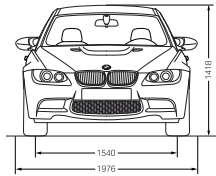
<sup>3</sup> The petrol engine is designed for RON 98 fuel. They may be run on RON 95 fuel, with a decrease in power.

<sup>4</sup> The 8-cylinder V engine meets the EU4 emissions standard. Fuel consumption is determined in accordance with the ECE driving cycle. Specified by RL 80/1268/EWG. This is made up of approximately one third urban and two thirds extra-urban driving (based on the distance covered). CO<sub>2</sub> emissions are measured in addition to fuel consumption. Fuel consumption is determined for vehicles with standard equipment. Optional equipment (such as broader tyres) can have a significant impact on fuel consumption.

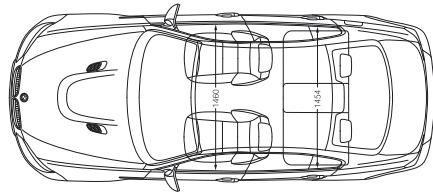
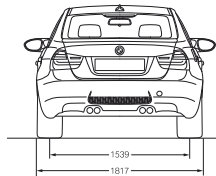
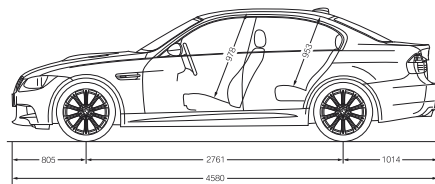
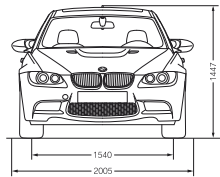
<sup>5</sup> Electronically limited.

Optional extras are available fully installed straight from the factory. For additional extras see the extensive catalogue of accessories at your BMW partner. BMW Individual will be happy to help should you wish your BMW to include features not listed here. To find a package that perfectly suits what you have in mind, simply contact your BMW partner for assistance.

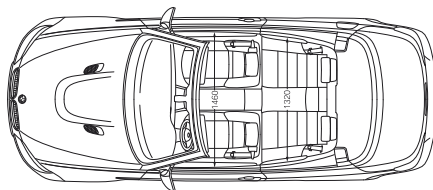
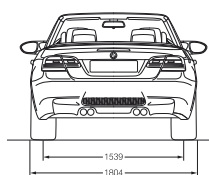
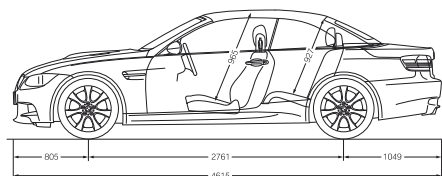
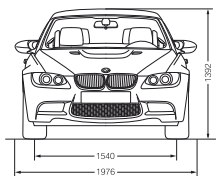
**BMW M3 Coupé**



**BMW M3 Saloon**



**BMW M3 Convertible**



All dimensions of the technical drawings in millimetres. Luggage compartment capacity (VDA method): 430 litres for the BMW M3 Coupé, 450 litres for the BMW M3 Saloon and 210 – 350 litres for the BMW Convertible.



More about BMW

[www.bmw.com](http://www.bmw.com)



Sheer  
Driving Pleasure

### BMW Recycling.

Your BMW is the product of a comprehensive recycling concept. But what exactly does that mean in practice? It means that all the requirements of recycling are taken into account from the start, in the initial development of a BMW. One example is the choice of materials carefully selected to preserve resources and ensure efficient recycling compatible with the environment. Each BMW is designed and built for simple and economic recycling after its long – running life. We have been collecting the know-how required for this purpose ever since 1994 at the unique BMW Recycling and Dismantling Centre (RDC) near Munich. At the same time, the BMW Group is establishing a complete network of vehicle return and recycling facilities initially throughout Europe, focusing in the process on the highest standards of quality and environmental care typical of BMW. So please contact your BMW partner, who will be happy to advise you on all matters regarding the return of your end-of-life vehicle.

The models illustrated in this brochure show the specifications for the German market. In part, they include optional equipment and accessories not fitted as standard. According to the specific legal requirements of other markets, alterations in models, standard and optional equipment, as described in this brochure, may occur. For precise information on model features and the exact level of equipment, please contact your BMW partner. Subject to change in design and equipment. © BMW AG, Munich/Germany. Reproduction, in part or in whole, only with written permission from BMW AG, Munich.

BMW recommends 

