



Colt. A tough new breed of car.

COLT

GALANT

2000

GL SALOON/SL HARDTOP



MITSUBISHI
MOTORS CORPORATION

COLT GALANT 2000: PRACTICALITY BECOMES EXCITEMENT



SL-HARDTOP

The Colt Galant 2000 Saloon and Hardtop offer a spirited blend of practicality and performance. Both are precisely engineered to provide rugged sturdiness from the road up. Single piece monocoque frame construction, an unusually rigid suspension system, wide front stabilizer radius and oversized spring shackles make for outstanding road stability, superlative high speed handling characteristics and thorough reliability.

The high performance 2000cc engine delivers lively performance. Quiet and efficient throughout the speed range, it delivers an ideal combination of high power and fuel economy.

Lots of passenger space and a generous carrying capacity round out a totally balanced car offering you the best of all possible worlds.



Spacious trunk compartment

A RACY, SPORTS-TYPE COCKPIT



The cockpits of the Colt Galant 2000 Saloon and Hardtop are up to the minute yet functional. The Hardtop's standard equipment listing includes a host of features which one would normally expect only as high-priced options.

A close ratio five speed floor-mounted gearshift, for example, and a racy three spoke steering wheel, tachometer (SL), clock, console box and rear window defogger. Thick vinyl padding on the upper dash improves passenger safety, while large, easy to read, deeply recessed instruments add to the dashboard's smart appearance. A single multi-use lever centralizes turn signals, passing light, dimmer, windshield wiper and washer into one handy fingertip control. Convenience, sportiness and effortless control. It's all there. In the Colt Galant 2000.

PIT

A TOTAL ENVIRONMENT OF COMFORT AND SAFETY



GL



SL-HARDTOP



Aircraft-like overhead console

Tachometer (SL)



Flow-through ventilation system


Five-speed floor-mounted gearbox

Inside the Colt Galant 2000, the world's most advanced technology has been set the task of relaxing and protecting the human form. Blind areas have been minimized by the backswept windscreen and wraparound rear window. Driver and passenger fatigue have been eliminated by variable-position front bucket seats and highback rear bench seats, all of which are deeply padded with thick urethane foam. The tensions of traffic noise are dissipated by plush upholstery, thick loop carpeting and double wall soundproofing all the way around. Generous head and leg room, the result of wide body styling and convex side windows, give everyone plenty of room to move around and relax in comfort. The Colt Galant 2000. If you get inside, you'll stay there.




Magazine net

Seat-adjust lever

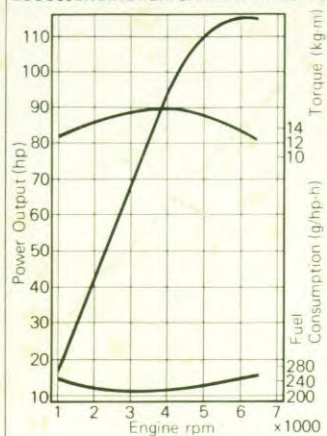


Fully reclining front bucket seat

Rear window defogger



2000cc ENGINE PERFORMANCE CURVES



2000cc ENGINE

Compact and lightweight, the 115hp 2000cc engine delivers a powerful kick-in-the-back acceleration and a high top speed. Featuring an overhead camshaft design with hemispherical combustion chambers, it gives maximum combustion efficiency, which translates into minimum exhaust pollution and superb fuel economy. Running is smooth and vibration-free up to top rpm. Efficiency is further improved by an intake air heater, which utilizes the exhaust gases to pre-heat the fuel/air mixture before it enters the cylinders.

Model	GL	SL Hardtop
Model Code	A115A	A115H
	NJR6/NJL6	NUSR6/NUSL6
Tilt steering	ST	←
Collapsible column, with steering lock	ST	←
Sport type steering wheel	NA	ST
Radio	ST	←
Clock	ST	←
Tachometer	NA	ST
Trip odometer	ST	←
Cigarette lighter	ST	←
Parcel tray below instrument panel	ST	←
Woodgrain instrument panel	ST	←
Flo-thru. ventilation system with booster fan	ST	←
Floor console box	ST	←
Magazine net	ST	←
Dual sunvisor	ST	←
Reclining bucket seats, with head restraints	ST	←
Seat belts	ST	←
Walk-in system	NA	ST
Tilt adjustable/lumbar support seat	ST	←
Cloth and vinyl trim seats	ST	←
Loop pile carpeting	ST	←
Passenger assist grips	ST	←
Rear seat head restraints	ST	←
Tinted glass — all windows	ST	←
2-speed washer/wipers	ST	←
Electric rear window defogger	ST	←
Heater/defroster with 3-speed fan	ST	←
Radial ply tyres	ST	←
Tool kit	ST	←

Note: ST = Standard. OP = Optional. NA = Not available.

SPECIFICATIONS:

DIMENSIONS & WEIGHT: mm (in), Kg (lb). Overall length — 4,200(165.4); Overall width — 1,615(63.6); Overall height — 1,395(54.9)[GL], 1,380(54.3)[SL Hardtop]; Wheelbase — 2,420(95.3); Track front — 1,315(51.8); Track rear — 1,300(51.2); Min. ground clearance — 175(6.9); Kerb weight — 1,000(2,205)[GL], 1,005(2,216)[SL Hardtop];

PERFORMANCE: Max. speed — 170 Km/h (106.3 mph); Acceleration 0 → 1/4 mi. — 17.9 sec. [GL], 17.8 sec. [SL Hardtop]; Min. turning radius — 4.7m (15.4 ft.); Towing capacity — 800 Kg (1,760 lb) [for vehicles equipped with brakes], 550 kg (1,210 lb) [with no brakes]; Fuel consumption (steady 60 mph) — 35.4 mi./imp. gal.

ELECTRICAL SYSTEM: Battery — 12V—40 Ah; Alternator — 12V—40 Ah.

LUBRICATION SYSTEM: Fully pressure fed, full-flow cartridge type oil filter and trochoid gear type oil pump. Oil capacity with filter : 5.2 lit (1.14 imp. gal.)

CLUTCH: Single dry plate with diaphragm spring.

TRANSMISSION: Manual 5-speed, synchromesh floor mounted shift lever.

TYRES: Front & rear — 165SR13 Radial ply tyres (Tubeless)

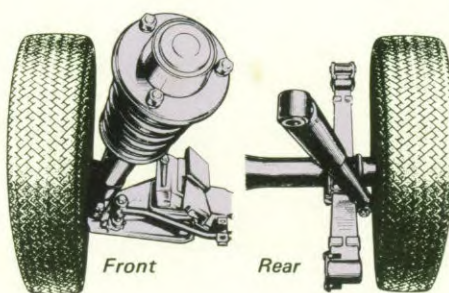
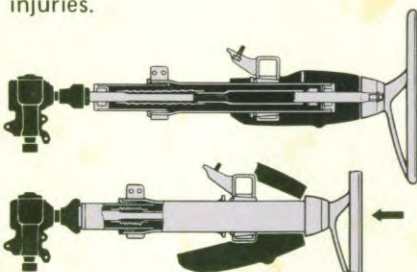
CAPACITIES: Fuel tank — 51 lit. (11.2 imp. gal.); cooling system — 7.7 lit. (1.69 imp.gal.)

Note: The right is reserved to alter specifications and equipment at any time without prior notice.



Impact Collapsible Steering Column

Colt Galant's impact collapsible steering column, standard on all models, is an important safety feature. In the event of collision it instantly compresses to absorb the force of impact, thus helping to prevent serious chest injuries.



Suspension

A unique double-support front strut suspension makes for a smooth, comfortable ride over even the roughest road surfaces, and gives Colt Galant superlative cornering ability. In the rear, a combination of double-leaf springs and cylindrical shock absorbers ensures that the full engine power is transmitted to the rear wheels without slippage, while isolating driver and passengers from road irregularities.

Brakes

Big capacity, power-assisted front disc brakes with pressure control valve make for guaranteed smooth stopping without fade whatever the speed or road conditions. Rear drum brakes feature a leading/trailing shoe design. Tandem master cylinder is also standard.

