



DISCOVERY

YOU WORK HARD AND YOU PLAY HARD. YOUR LIFE IS BUSY AND DEMANDING, BUT THAT DOESN'T MEAN YOU DON'T HAVE FUN. YOU NEED A CAR AS VERSATILE AS YOU ARE, AS ADVENTUROUS AS YOU FEEL - AND YOU WANT COMFORT, SAFETY AND PERFORMANCE AS WELL. ¶ UNTIL NOW, IT WOULD HAVE SEEMED IMPOSSIBLE. BUT NOW THERE'S THE LAND ROVER DISCOVERY, AN ALL-TERRAIN, FOUR WHEEL DRIVE CAR WITH SALOON LEVELS OF COMFORT. IT CAN CHAUFFEUR YOU AROUND TOWN IN STYLE OR TACKLE THE MOST REMOTE AND DEMANDING COUNTRYSIDE WITH EASE. ¶ THERE'S ROOM FOR THE WHOLE FAMILY IN ITS SPACIOUS, MODERN INTERIOR, ALONG WITH ALL THE LUGGAGE YOU'LL NEED. ¶ AND IF YOU'RE LOOKING FOR



STRENGTH, THE DISCOVERY WON'T LET YOU DOWN. TOWING A BOAT, A CARAVAN, OR A HEAVY TRAILER IS CHILD'S PLAY FOR THE CAR WHICH CELEBRATED ITS LAUNCH BY PULLING FIVE RAILWAY CARRIAGES ALONG A SECTION OF THE DART VALLEY RAILWAY TRACK. ¶ LAND ROVER HAVE BEEN BUILDING ACCLAIMED FOUR WHEEL DRIVE VEHICLES FOR MORE THAN 40 YEARS, SO IT'S HARDLY SURPRISING THAT THE AWARD-WINNING DISCOVERY HAS BEEN HAILED INTERNATIONALLY AS THE BEST CAR IN ITS

CLASS BY CONSUMER ORGANISATIONS, MOTORING EXPERTS AND FOUR WHEEL DRIVE OWNERS.

¶ WHEN YOU GET BEHIND THE WHEEL OF A DISCOVERY, YOU'LL UNDERSTAND WHY.





It's exhilarating to know that your car can take you anywhere you want to go, in the comfort and style you expect.

Moorlands, streams, tracks, woodlands and deserted beaches suddenly become your own private landscapes when you drive a Discovery. And if you want to be more adventurous, you needn't limit your horizons - the Discovery has already tackled a marathon drive through the Sahara desert and survived the worst that sand dunes, treacherous rocks and blistering temperatures can offer.

Land Rover's decades of experience in building tough, reliable four wheel drive vehicles mean that both the sporty three-door and family five-door Discovery have an unbeatable pedigree when it comes to tackling terrain that other cars can't even contemplate.

Sophisticated, permanent four wheel drive gives exceptional grip, balance and traction, so the Discovery has leech-like road holding. The vertical movement of wheels over a rocky road normally causes bumps and lurches, but the Discovery's coil spring suspension, absorbs the movements to give you an extraordinarily comfortable ride.

A choice of two technologically advanced engines - the highly acclaimed and economical direct injection 200 Tdi diesel and the punchy new V8i engine, which runs on unleaded petrol - are linked to a five-speed manual gearbox and transfer box, with

high and low ratios, to offer pulling power when you need it and speed when you're back on the road again. And if you're in a really tricky spot, you can lock the Discovery's centre differential, distributing power equally between its front and rear wheels to give you maximum traction.

The Discovery's towing ability opens up more new worlds. Hitch up a caravan or a trailer loaded with a boat, windsurfers, motorbikes, a racing car - or simply your holiday tent and luggage - and you're ready for action. The Discovery will cruise to your destination, smoothly and easily.



It has impressive reserves of strength and can tow the weight of six Minis or five Metros - any amount up to 4,000 kilos on a fully-braked trailer* - so no family's needs are likely to strain it.

But driving the Discovery isn't simply a matter of enjoying your freedom, although with top speeds of up to 106 mph for the V8i and 91 mph for the Tdi (where allowed), you can make the most of motorways and autobahns and eat up the miles to your destination, cruising comfortably within the speed limit and your car's capabilities.

Land Rover's tradition of superb engineering and reliability mean that you and your family can feel safer, secure and comfortable, even on the longest journey over the roughest country. *Only applies to vehicles modified to accept coupled brakes



The box-structure chassis is the basis of the Discovery's stability and resilience, giving a low centre of gravity and maximum protection from impact damage. The driving position is high and commanding, allowing you to look over the roofs of most other cars and see any dangers lurking ahead. And all-round visibility is remarkable, since the Discovery boasts panoramic views through its wide laminated



windscreen, toughened glass side windows, and rear door glass.

All the features which make the Discovery a supreme family and leisure car will help you to rise above the traffic jams and irritations of

town driving too. It's a sophisticated and infinitely practical alternative to an ordinary saloon, which can take the family's shopping, your business equipment and passengers - all at once.

A Discovery can carry up to 801 kilos - that's three fashion models, a photographer and his assistant, plus everything they need for a photographic session, from cameras and lights to clothes, and a portable changing room. So whatever you need for a last-minute presentation or a school run won't cramp its style, or yours. And because of its power steering, and tight turning circle, it's easy to park as well.

Inside, the Discovery is as thoughtful and chic as you'd expect-

stylish, practical and exceptionally spacious - and it's available in either Sonar Blue or Bahama Beige, with everything from the steering wheel and gear lever to the upholstery and carpets carefully co-ordinated.

The tallest driver won't be cramped by its commanding driving seat, while passengers enjoy unusually good headroom, even in the back seats. The raised rear section of the Discovery's roof gives them a sense of airiness and a wonderful view, as well as generous room to spread themselves - and their belongings.

On the three door model, the front seats have a featherweight tilt release, foot-operated by back seat passengers, so access is never a problem.

Storage has received the same meticulous attention to detail as the rest of the Discovery and everything you need is always conveniently close to hand. Map pockets are above the sun visors and there are large stowage compartments inside the front and rear end doors, plus pockets on the back of the front seats. There are even nets on the ceiling to hold extra maps and papers.



In the rear load area there are more stowage hold-alls as well as room for as much luggage as you need. The five-door Discovery comes



with two extra folding rear seats in this section and three-door drivers can order them as an option, so you can carry seven passengers comfortably.

Of course, all the back seats fold down if you want to transport fewer people and more equipment. You can even choose to lower just one section of the split rear seats to increase the luggage space - no combination of passengers and luggage is too complicated for the Discovery.

Unusual ease of operation is another of the Discovery's strong points, one that's earned it praise from a host of motoring experts. The instruments are clearly laid out on the dashboard in front of the driver, flanked by the switches which operate rear windscreen washers and wipers, rear fog lamps and the heated rear window. Other controls are on column levers. And the Discovery is the only British car to offer remote radio controls on the dashboard so that the driver can change frequency, programme and volume thereby enhancing driver convenience and safety.

On five-door models, the Discovery also features new alloy wheels, central locking on all doors, electric windows, headlamp powerwashers,

electric door mirror adjustments, heated door mirrors and a coin holder, plus a retractable cover for the rear luggage space.

Most are available as factory-fitted options on three door models as well, along with extras such as twin sun roofs, air conditioning and towing equipment with electrical headlamp levelling. There's also a catalytic converter for the V8i engine, which already runs on unleaded petrol, so we can all try to keep our planet cleaner and safer.

You can choose from a wide range of 14 colours for your Discovery, with four different paint finishes. There are even side stripes added to give pizzazz to three-door models.




And if the Discovery still hasn't answered all your needs, ask your dealer about the range of accessories which were developed alongside the vehicle itself - everything from a CD player autochanger to gas-assisted retractable rear step and fixed side steps to dog guards, baby seats, a roof rack with ladder, nudge bars and lamp guards.

These accessories aren't random bolt-on gadgets, but have been designed as part of the car to give you all the flexibility you and your family need.

In fact, they're exactly what you'd expect from the Discovery - the car that's as versatile as you are.



Discovery shown features accessory equipment available from Land Rover Parts.



THE

DISCOVERY

TACKLES ANY
TERRAIN THAT



Approach and departure angles

LIES BETWEEN YOU

AND YOUR

DREAMS. CRUISE

ON MOTORWAYS

OR AUTOBAHNS,

THEN HEAD CROSS

COUNTRY TO

YOUR ADVENTURE.



Gradability rating

THE DISCOVERY

SAILS OVER

ROUGH, SMOOTH

AND STEEP

GROUND IN

COMFORT AND

SAFETY.








JUST
LOAD UP THE
FAMILY AND THEIR
KIT. THEN TRUST
THE **DISCOVERY**
TO TAKE YOU
BACK TO NATURE.



WITH
AN OPTIONAL
CATALYTIC
CONVERTER FOR
THE V8i PETROL
ENGINE, AND
EMISSION LEVELS
WELL BELOW EC
LIMITS FROM THE
200 TDI DIESEL,
YOUR **DISCOVERY**
WILL HELP TO
KEEP THE
ATMOSPHERE
CLEANER





THE
DISCOVERY HAS
MAP HOLDERS
ABOVE SUN
VISORS,
COMPARTMENTS
ON FRONT AND
REAR DOORS,
POCKETS ON THE
BACK OF FRONT
SEATS, PLUS
CEILING NETS TO
HOLD EXTRAS.



GENEROUS REAR
LUGGAGE SPACE IS
ENHANCED BY
SPLIT BACK SEATS,
BOTH CAN BE
LOWERED TO
CARRY ANY
COMBINATION OF
EQUIPMENT AND
PASSENGERS.





THE

DISCOVERY IS
SPACIOUS, AIRY
AND EXTREMELY
COMFORTABLE.

THE RAISED REAR
ROOF SECTION

GIVES

EXCEPTIONAL

HEADROOM,

WHILE THE

TALLEST DRIVER

WON'T BE

CRAMPED IN ITS

COMMANDING

DRIVING SEAT.



INSTRUMENTS

AND SWITCHES

ARE CLEARLY LAID

OUT MAKING THE

DISCOVERY VERY

EASY TO DRIVE.





THE

DISCOVERY CAN
TOW WHATEVER
YOU NEED TO
ENJOY YOURSELF,



YOU'RE NOT
LIKELY TO
OVERSTRETCH
THE CAR THAT IS
CAPABLE OF
TOWING SIX MINIS
AT ONCE. FOR
MAXIMUM
TRACTION,
THE CENTRE
DIFFERENTIAL CAN
BE LOCKED TO
DISTRIBUTE
POWER EQUALLY
BETWEEN FRONT
AND REAR
WHEELS.





THE

DISCOVERY IS A
STYLISH AND
MODERN TOWN
CAR WHICH



STANDS OUT FROM
THE CROWD IN
YOUR CHOICE OF
14 DIFFERENT
BODY COLOURS
AND DOZENS OF
ACCESSORIES.
FROM YOUR HIGH
VANTAGE POINT
YOU CAN SEE THE
TRAFFIC FLOW,
WHILE POWER
STEERING AND A
TIGHT TURNING
CIRCLE MAKE
PARKING EASY.

Chassis The Discovery's box-structure chassis is the basis of its strength, durability and exceptional on and off-road performance. Combined with aluminium body panels it gives the car a low centre of gravity, which makes it unusually stable, and provides maximum protection from impact damage.

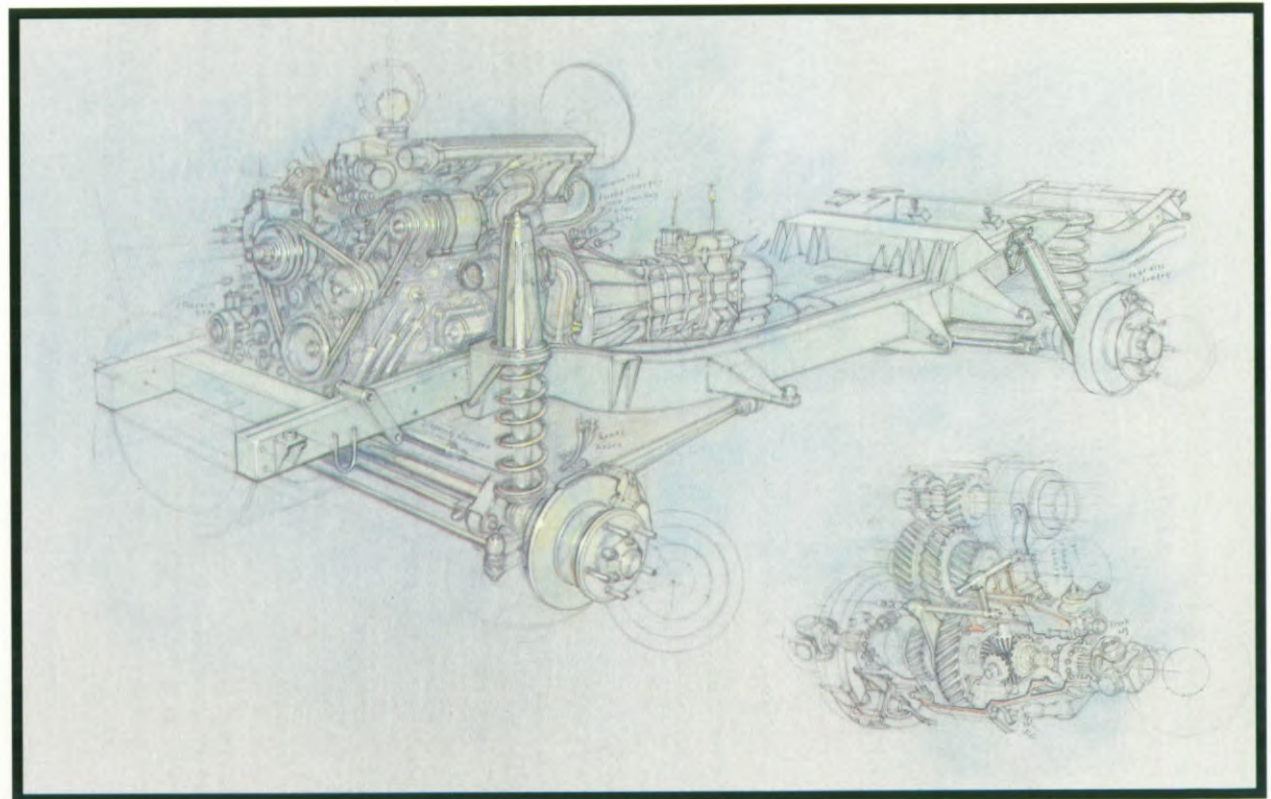
The chassis has been designed to minimise mud traps - a big plus point on an all-terrain car - and is treated with Land Rover's special electrophoretic anti-corrosion process which ensures an even and hard-wearing coating of the chassis by using electricity to create a chemical bond between the metal and paint which covers it.

Transmission The five-speed manual gearbox is linked to a transfer gearbox so that you can select a high gear ratio for roadwork and long-distance driving or a low gear ratio for cross country driving or towing a heavy load. This means that you can choose from ten forward and two reverse gears to suit any motoring need.

As with all Land Rover products permanent 4 wheel drive is a standard feature. But when conditions are really bad - in snow or mud,

for example - the Discovery's centre differential can be locked to minimise the possibility of wheel spin and give you even better traction.

Suspension The Discovery's suspension enhances safety and performance by incorporating beam axles for strength, resistance to



damage and high ground clearance. Most cars travelling across rough ground will jolt their passengers, but the Discovery's long-travel coil springs absorb jars and bumps and give a superbly comfortable ride.

The dual rate rear springs are also tuned to adapt to the laden

condition of the vehicle and to allow for driving over both even and uneven surfaces, ensuring uniformly safe and smooth ride and handling.

Brakes Large diameter, servo-assisted disc brakes front and rear give the Discovery all the stopping power you'll ever need. For extra peace of mind and security especially in off-road conditions the parking brake locks the transmission.

The V8i engine The new V8i engine, which runs on unleaded petrol, gives consistently better performance, reliability and economy than a conventionally aspirated, non-injection engine. It delivers a top speed of 106 mph where permitted, with improved power (+13%), torque (+10%) and economy (+14% urban cycle).

A special in-tank pump and pressure regulator are controlled by a small computer linked to sensors on and around the engine to meter the exact amount of fuel needed for the job your Discovery is doing - so economy and performance are constantly adjusted to your needs.

All this technology contributes to service intervals a full 12000 miles apart and although the V8i performs well within prevailing EC emissions legislation, a closed loop catalytic converter is also available as an option for those customers who require it.

The 200 Tdi engine This specially-developed diesel engine has already won praise for its combination of economy, reliability and

longevity and for its superior acceleration and reduced noise levels. With a top speed of 91 mph where permitted, it returns 42.3 mpg, at a constant 56 mph, 28.9 mpg at 75 mph and 30.5 mpg in town.

A direct injection system squirts fuel straight into the cylinder, instead of injecting it via another chamber, so no fuel is wasted and the engine stays cleaner for longer.

The fuel pump monitors your performance demands and ensures that the engine receives precisely the amount of fuel it needs. An intercooler keeps the fuel mixture at the best temperature for maximum fuel economy and performance and a turbocharger utilises exhaust gases to give maximum performance and economy.

All this means that the oil needs changing only every 6,000 miles, and full services are 12,000 miles apart. And the 200 Tdi engine is designed to be environmentally sensitive - a special three-point engine mounting minimises noise and vibration, while traces of oxides of nitrogen, hydrocarbons and carbon monoxide are well below EC limits.



With this background Land Rover Finance can offer you the funding packages to smooth the path to running the superb new Discovery.

Finance plans are not only extremely competitive but offer all the options available from Hire Purchase to Contract Hire.

Just ask your Land Rover dealer for details of the funding plans from Land Rover Finance and find out how easy it can be to acquire the Discovery of your choice.

Discovery Specification Data

Key

Standard feature	S	
Optional feature	O	
Not available	-	

	3 door	5 door
--	--------	--------

Engine Transmissions

Permanent 4 wheel drive	S	S
High/Low ratio transfer box	S	S
Manual 5 speed	S	S
Catalytic converter	O*	O*

Braking System

Front & rear disc brakes	S	S
--------------------------	---	---

Interior Trim

Asymmetric split rear seat	S	S
Cigar lighter	S	S
Digital clock	S	S
Head restraints - front and rear	S	S
Flush load space area with carpet	S	S
Load space cover - roller blind	-	S
Security pack	O	-
• Load space cover - roller blind		
• Stowage bag - demountable		
5 Seats	S	-
7 Seats including rear entry grab handle	O	S
Seat belts for all seats	S	S
Tilting front seats	S	-
Child safety locks on all rear doors	S	S

* Not applicable to diesel. ** May be ordered without tapes at no extra cost.

In-Car Entertainment

Radio cassette with 2 door mounted speakers	S	S
Hi specification audio package	O	O
• 6 Speakers		
• Binnacle controls		
• Security coded		

Exterior Features

Body tapes	S**	-
Twin door mirrors - manual	S	-
Rear mud flaps	S	S
Front mud flaps	O	O
Rear door mounted spare wheel	S	S
Rear fog lights	S	S
Roof rack	O	O
Spare wheel cover (steel wheels only)	S	-
Alloy wheel - 3 door design	O	-
Alloy wheel - 5 door design	-	S
Metallic/Micatallic/Clear over base paint	O	O

General

Electric pack	O	S
• Electric windows		
• Central door locking on all doors		
• Headlamp power wash		
• Electrically adjustable and heated door mirrors		
Dim dip halogen headlamps	S	S
Power assisted steering	S	S
Tachometer	S	S
Rear wash/wipe, with delay sequence and heated rear window	S	S
Twin sun hatches, tilting glass style including stowage for removable front hatch	O	O
Tinted glass for all windows	S	S
Air conditioning	O	O
Towing pack - 3,500 kg max limit	O	O
• 50mm tow ball		
• 7 pin socket		
• Electrical headlamp levelling		

Accessory Range

Land Rover has created a range of accessories; quality products that will add to the levels of protection and to the capabilities of your vehicle. They will allow you to match Discovery to your needs precisely.



Vehicle Exterior

Nudge bars
Lamp guards
Roof rack and ladder
Sports equipment carriers
Retractable rear step
Side step
Driving lamps
Fog lamps
Styling
Stripe treatments
Side moulding protector kits
Spare wheel covers
Sun roof
Alloy road wheel
Locking wheel nut set
Touch-up paints

Security

Alarm system
Snow chains
Fire extinguisher
Warning triangle
Baby seat
Stowage

Activity


Refrigerator
Gun security box
Saddle/Tack rack
Towing equipment
Winching equipment
Audio and CD
Cellular telephone

Vehicle Interior

Window blinds
Dog guards and clips
Rubber mats
Carpet mats
Waterproof seat covers
Loadspace protectors

Certain accessories may not be available for use in some countries. A separate accessory brochure details the full range of products available. Please consult your local dealer.

This publication is for international usage and while Land Rover take the utmost care in ensuring that all details in the publication are correct at the time of going to press, we are constantly striving for improvement and therefore reserve the right to alter model specifications and equipment without notice. Details of specifications and equipment are also subject to change to suit local conditions and requirements and not all models are available in every market. Please consult your Land Rover dealer who will be pleased to advise you on current specifications. Distributors and dealers are not agents of Land Rover and have absolutely no authority to bind Land Rover to any express or implied undertaking or representation. This brochure does not constitute an offer for the sale of any particular vehicle.



V8i, 3.5 Litre Petrol Injected Engine

- Eight cylinders in vee formation, aluminium construction with five bearing crankshaft and hydraulic tappets.
- Electronic engine management system with a fuel injector for each cylinder.
- Bore 88.9 mm (3.5 in). Stroke 71.1 mm (2.8 in).
- Cubic capacity 3,528 cc (215 cu in).

High Compression:

- Compression ratio 9.35:1.
- Max. power (DIN net) 122.0 kW (163.6 bhp) at 4,750 rpm.
- Max. torque 287.3 Nm (211.9 lb ft) at 2,600 rpm.
- Unleaded fuel. Leaded fuel tolerant.
- Service interval 12,000 miles.

Catalyst Option:

- Compression ratio 8.13:1.
- Max. power (DIN net) 113.6 kW (152.4 bhp) at 4,750 rpm.
- Max. torque 260.8 Nm (192.3 lb ft) at 3,000 rpm.
- 3 way catalyst, unleaded fuel only.
- Service interval, oil change 6,000 miles, main service 12,000 miles.

200 Tdi, 2.5 Litre Diesel Turbocharged and Intercooled Engine

- Intercooled turbocharged direct injection diesel engine with four cylinders in-line.
- Aluminium cylinder head.
- Bore 90.47 mm (3.56 in). Stroke 97.0 mm (3.82 in).
- Cubic capacity 2,495 cc (152 cu in).
- Compression ratio 19.5:1.
- Max. power (DIN net) 83.0 kW (111.3 bhp) at 4,000 rpm.

- Max. torque 265 Nm (195 lb ft) at 1,800 rpm.
- Service interval, oil change 6,000 miles, main service 12,000 miles.

5 Speed Manual Transmission

Manual gearbox incorporating five forward and one reverse ratios, with synchromesh on all forward gears. Transfer gearbox giving high/low ratios, permanent 4 wheel drive and lockable centre differential.

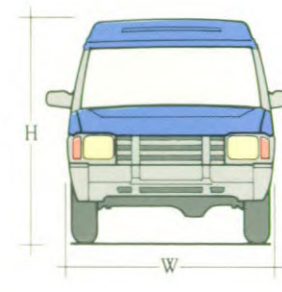

Passenger Car Fuel Consumption Figures

The results given here do not express or imply any guarantee of the fuel consumption of any particular vehicle with which this information may be supplied. Vehicles are not individually tested and there are inevitably differences between individual vehicles of the same model. In addition, the vehicle may incorporate particular modifications. Furthermore, the driver's style and road traffic conditions, as well as the extent to which the vehicle has been driven and the standard of maintenance will all affect its fuel consumption. Information as to the result of officially approved tests on all vehicles tested is available for inspection by customers on the premises where these vehicles are displayed.

	Simulated	Constant	Constant
	Urban	Speed	Speed
MPG	Cycle	56 mph	75 mph
(l/100 km)			
V8i Petrol	14.8	26.8	19.0
5 sp. manual	(19.08)	(10.53)	(14.92)
V8i Catalyst Petrol	15.2	24.2	18.0
5 sp. manual	(18.64)	(11.68)	(15.71)
Tdi Diesel	30.5	42.3	28.9
5 sp. manual	(9.27)	(6.67)	(9.78)

Performance: manufacturer's predicted figures

	0-60 mph/	Max. speed
	(0-100 kph)	mph (kph)
V8i Petrol 3 door	10.8 (11.5)	106.5 (171.4)
V8i Petrol 5 door	11.2 (11.9)	105.4 (169.6)
V8i Catalyst 3 door	12.3 (13.0)	101.0 (162.5)
V8i Catalyst 5 door	12.7 (13.5)	99.0 (160.7)
200 Tdi Diesel 3 door	16.8 (18.1)	91.6 (147.4)
200 Tdi Diesel 5 door	17.2 (18.5)	90.7 (146.0)



Dimensions

	mm	(ins)
Wheelbase (wb)	2,540	(100.0)
Overall Length (L)	4,521	(178.0)
Overall Height (H)	1,928	(76.0)
Overall Width (W)	1,793	(70.6)
Fuel Tank capacity	81.7 litres	(18.0 gals)
Luggage capacity,		
seats up	1.29 cu m	(45.8 cu ft)
seats down	1.97 cu m	(69.8 cu ft)

Weights: without options

	Front	Rear	Total
	Axle kg	Axle kg	kg
V8i Petrol			
EEC Kerb			
3 door	921	998	1,919
5 door	921	1,065	1,986
Max. allowable	1,100	1,650	2,720
Tdi Diesel			
EEC Kerb			
3 Door	991	1,017	2,008
5 Door	1,006	1,047	2,053
Max. allowable	1,200	1,650	2,720

Towing Weights

	Trailer Weight (kg)
Unbraked trailer	off road 500
	on road 750
Trailer with	off road 1,000
overrun brakes	on road 3,500
Fully braked trailer*	off road 1,000
	on road 4,000

*Only applies to vehicles modified to accept coupled brakes.

After Sales Service

As the world's leading producer of specialist 4 wheel drive vehicles, we have to ensure the best available Service support.

Land Rover has made significant investments in training dealer networks to ensure you receive the highest standards of after sales care, and that your Discovery is maintained in first class condition.

It is our aim that your Discovery is delivered to you in first class condition, and if it is maintained by your Land Rover dealer at the recommended intervals, will give you many years of reliable operation and driving pleasure.

Warranty Plan

Taking delivery of a new vehicle is an exciting experience. It's the result of a careful purchasing decision and there are many features to check-out and fully understand.

In the excitement, however, there's one feature which is very easy to overlook, simply because it's one which is designed never to be used.

It's called Warranty Plan, and it comes with all new vehicles from Rover Group Ltd. and includes full parts and labour warranty for one year no matter how many miles you drive and the option to purchase Extended Warranty Plan protection for the second, (or second and third) year of ownership.

Land Rover Finance

Land Rover Finance, over the past few years, have satisfied the needs of thousands of people who wanted to acquire the world's finest 4 wheel drive vehicles.



BY APPOINTMENT
TO HER MAJESTY
MANUFACTURERS OF RANGE ROVER
LAND ROVER AND RANGE ROVER
ROVER GROUP LTD. EDINBURGH



BY APPOINTMENT
TO HER MAJESTY
MANUFACTURERS OF RANGE ROVER
LAND ROVER AND RANGE ROVER
ROVER GROUP LTD. EDINBURGH



BY APPOINTMENT
TO HER MAJESTY
MANUFACTURERS OF RANGE ROVER
LAND ROVER AND RANGE ROVER
ROVER GROUP LTD. EDINBURGH



BY APPOINTMENT
TO HER MAJESTY
MANUFACTURERS OF RANGE ROVER
LAND ROVER AND RANGE ROVER
ROVER GROUP LTD. EDINBURGH



Land Rover, Lode Lane, Solihull, England B92 8NW. Telephone: 021-722 2424.

Fax: 021-742 1927. Telex: 338641 Lan Rov G.

A Division of the Rover Group Ltd.