

ACCORD

2-door Hatchback



HONDA

The sleek sporty-look car with get-up-and



The 2-door Hatchback projects the sporty image for people who like their car to have that get-up-and-go look about it. But this car goes further than just looks. It offers performance to match.

The 2-door Hatchback is in a class easy to recognize from the start.

Its exciting versatility makes it a new driving experience.

Once is enough to tell you this is the car you've been waiting for.

It seats up to five people in comfort.

Offers extra-wide luggage space to cope with all the family's needs.

And offers road-gripping capability to make this 2-door Hatchback a dream to drive.

Handling competently in demanding road conditions.

-go performance in a class easy to recognize.

Photo: EX Equipment may vary in some countries.







From the moment you grip the sporty-feel steering wheel,
you'll know why you chose this particular Honda.
Everything about the 2-door Hatchback projects that sporty feel.
The instrument panel gives you instant access to all the driving information you need.
Because we designed it so that switches and controls are finger-tip accessible.
And the color-coded display is sporty orange-accented.
And is easy to read.
Thanks to the horizontal axis needles with left hand pivot.
The Accord 2-door Hatchback.

The data control center. With finger-tip access to all the driving information.





A forceful projection emerges from every aspect of the 2-door Hatchback. Including the illuminated orange instrument panel display. Read-at-a-glance design in all lights takes the eye strain out of driving.




A ventilation system ensures optimum in-car comfort. By providing personalized air circulation that keeps both driver and passengers stress-free.



Speed responsive power steering that adjust to driving conditions is what you get in the 2-door Hatchback. Parking in a tight spot, you have full assist, which automatically reduces to match high speed driving. To make sure you can still "feel" the road.

Photo: EX Equipment may vary in some countries.



The 2-door Hatchback, outside and in, has that go-anywhere look about it.
Its bucket design seats offer body support.
And headrests are suited to long-distance, high-speed runs.
Color-coordinated interior styling and fittings have the sporty look, too.
In every way, you'll find the 2-door Hatchback irresistible.
A car you'll want to drive.

**A car interior designed with sports people
in mind. And an eye to comfort.**





Fold down either or both of the rear seats and you have even more cargo space available. More than enough to meet average family outing needs.



An added convenience is the personalized seat angle adjustment. Because it locks, adapting to individual requirement. And giving driver comfort.



Let the wind run through your hair as you drive with the electrically-controlled, smoked-glass sunroof open. It brings the outside in. At any time. For the fun on the road feeling. The sunshade keeps out too-bright sunlight.


Photo: EX. Equipment may vary in some countries.



Take your pick of 12-valve 1.6/1.8-liter engine sizes devised for sporty performance.


When building the sporty 2-door Hatchback, Honda paid special attention to selecting the best suited engine. So we started with the 12-valve configuration and gave a choice of the economic 1.6-liter or bigger power boost 1.8-liter capacity. So you can select exactly the type to suit your driving temperament.

The 12-valve cross-flow system gives increased output and improved performance. Two intake valves and one exhaust valve positioning create ideal combustion chamber flow, increasing intake and exhaust efficiency. Fine tuned for fast driving. The result is a compact, superior performance engine. No bigger than the average 2-valve per cylinder type. Yet giving output comparable to 4-valve size. So you spin along in the zippy looking 2-door Hatchback. The envy of the road.



Reliable brake system

The front wheels are equipped with ventilated disc brakes. To increase braking efficiency and provide heat dissipation when braking at high speed. Plus servo assist for light pedal touch.




Advanced aerodynamic design

The streamlined design of the Hatchback is based on the most advanced principles of aerodynamic design. To improve both appearance and performance. Take a look at the aggressive headlight treatment and grille. Semi-concealed wipers unify styling and func-

tion. And the single-piece integrated bumper-fender adds a slick line to the car face. The 2-door Hatchback looks good wherever you stand. The profile, for example, has the stamp that tells you it's a Honda. Low hood line. Drop-nose design in front. And a confident stance that leads to an upswept tail.

Sporty-adjusted suspension


In a car built to travel at speed, you need tuned suspension. Your 2-door Hatchback has this. Thanks to the independent MacPherson strut suspension. The broad front tread span for smooth cornering and straight-line stability. A progressive coil configuration on rear suspension incorporates a compound mechanism for shock absorption. To give you the kind of protection you need in the sporty Hatchback.



HONDAMATIC 4-Speed Fully Automatic with Lockup Torque Converter



Honda technology gave the driving world its Hondamatic 4-speed, fully automatic transmission with "lockup torque converter" system. Not only is the ratio change smooth and operation extra quiet. It also brings you economy through low-level fuel consumption. Hondamatic excels in space and weight savings. "Lockup torque converter" comes into its own at cruising speeds. When engine power is transmitted directly, through a mechanical linkage. And not via the transmission fluid. The outcome gives you the double benefits of automatic transmission and manual shift. Realizing outstanding fuel economy and near-silent running. As well as smooth, dynamic acceleration.




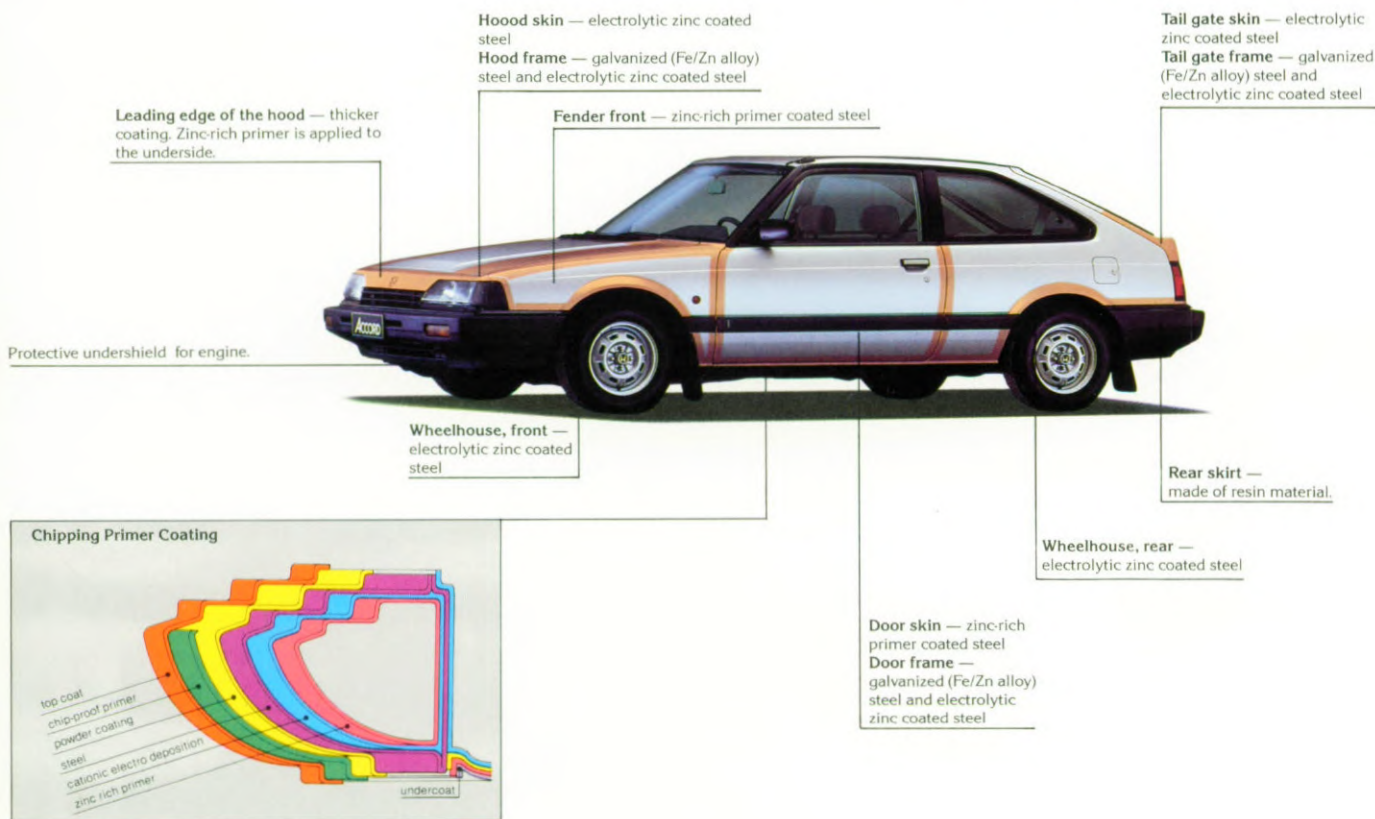
Corrosion resistance to protect your Hatchback

Extended car life is what Honda anti-corrosion is all about. That's why we selected the superior quality anti-rust wax that is literally applied to all areas vulnerable to rust. Electrostatic paint makes sure that the whole exterior is further protected. And everything from the hood skin,

frame and front and rear wheelhouses, to the trunk lid skin and frame and door frames is electrolytic zinc coated steel. The front fenders and door skin are constructed of zinc-enriched primer-coated steel. And a special protective chip-proof primer protects undersides from

stones thrown up from the road, which might penetrate to the metal and cause rusting. Especially useful in northern climates where salt is used on icy roads. As well as protection from salty sea breezes. Honda thinks of everything to keep your Accord in good condition.

 : Anti-rust wax is applied to these areas



Standard Equipment

TYPE		STD	EX
GENERAL	Power steering	●	●
EXTERIOR	Direct control door mirrors	●	●
	Front mudflaps	●	●
INTERIOR	Seats	Tricot/Moquette	Full moquette
	Headrests Front	●	4-way adjustable
	Folding separated rear seatback	●	●
	Driver's seat lifter	●	●
	Walk in seat	●	●
	3-point front seatbelts (ELR)	●	●
	Door pocket (both sides)	●	●
	Day/night rear view mirror	●	●
	Rear shelf	●	●
	Tailgate opener	●	●
	Fuel lid opener	●	●
INSTRUMENTATION	Tachometer	●	●
	Hondamatic transmission mode indicator	●	●
	Maintenance indicator	●	●
	Safety indicator panel	●	●
	Illumination control	●	●
	Heater controls	Lever type	Push button type
	Multi-flow ventilation	●	●
	Glove box with key	●	●
	Radio	●	●
	Power antenna	●	●
	Quartz clock	Analog	Digital
ELECTRICAL SYSTEM	Halogen headlights	●	●
	Rear foglights	●	●
	Courtesy lights	●	●
	Windshield wipers (2-speed plus intermittent)	●	●
	One touch wiper	●	●
	Rear window wiper/washer	●	●

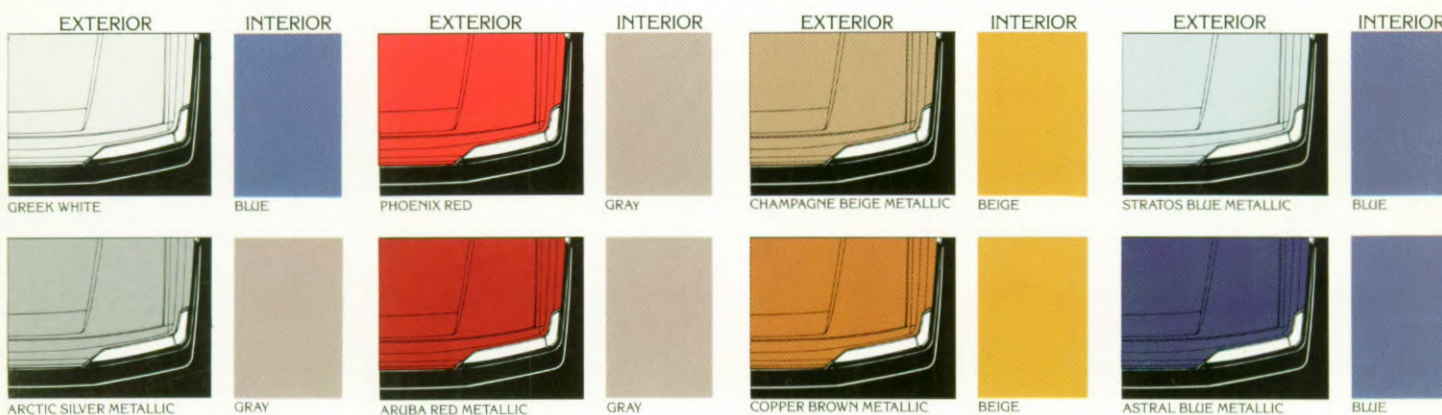
Equipment may vary in some countries.

Technical Specifications

Type		1600		1800	
		STD	EX	EX	
Maximum horsepower (DIN)		66 kW/6,000 min ⁻¹	90 PS/6,000 rpm	74kW/5,800 min ⁻¹	100PS/5,800 rpm
Maximum torque (DIN)		128N.m/3,500 min ⁻¹	13.0kg-m/3,500 rpm	147 N.m/3,500 min ⁻¹	15.0kg-m/3,500 rpm
Engine		Water-cooled 4-stroke OHC 12-valve in-line 4-cylinder transversely mounted			
Piston displacement		1,598cm ³		1,829cm ³	
Bore and stroke		80 × 79.5mm		80 × 91mm	
Compression ratio		9.1 : 1			
Transmission		Synchronesh 5 forward speeds, 1 reverse			
		4-speed fully automatic			
Gear ratios	1st	Manual 3.181	Hondamatic 2.380	Manual 3.181	Hondamatic 2.380
	2nd	1.842	1.560	1.944	1.560
	3rd	1.200	1.032	1.250	0.969
	4th	0.870	0.729	0.933	0.729
	5th	0.676	—	0.757	—
	Reverse	3.000	1.954	3.000	1.954
	Final reduction	4.071	3.875	4.071	3.875
	Clutch	Dry single plate, diaphragm spring type			
		Torque converter with lockup mechanism			
Steering system		Rack and pinion			
Drive wheels		Front			
Suspension system		4-wheel independent MacPherson strut, coil spring with stabilizer			
Brake system		Hydraulic servo-assisted ventilated discs			
		Hydraulic servo-assisted leading/trailing shoe drum type with L.S.V.			
Tires		165SR13 steel-belted radial			
Dimensions (L × W × H)		4,255 × 1,665 × 1,355mm			
Wheelbase		2,450mm			
Tread		1,445/1,420mm			
Ground clearance		165mm			
Fuel tank capacity		60 liters			
Curb weight	5-speed manual	960kg	970kg	975kg	
	Hondamatic	—	985kg	990kg	

Specifications subject to change without notice.

Body & Upholstery Colors



• The above colors may not be available in some countries. • Shades of colors printed may differ slightly from those of the actual automobile.